



# Blue economy in the EU & the Atlantic strategy

---

Atlantic action plan consultation workshop in Spain  
*Marine Renewable Energies in the EU Atlantic area*

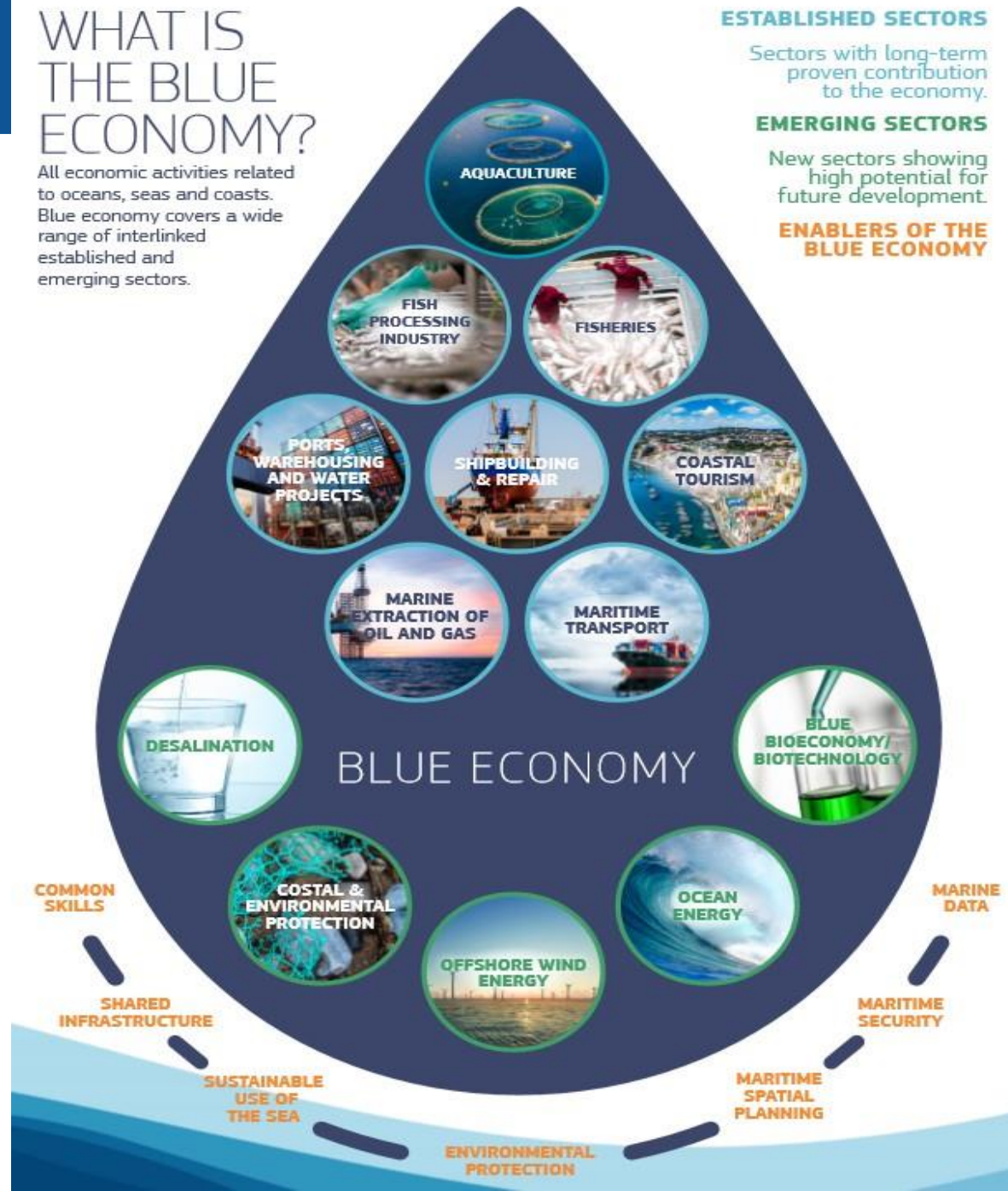
12.9.2018

*Sveto Stoyanov*  
*DG MARE*  
*European Commission*

# DEFINITION

## WHAT IS THE BLUE ECONOMY?

All economic activities related to oceans, seas and coasts. Blue economy covers a wide range of interlinked established and emerging sectors.

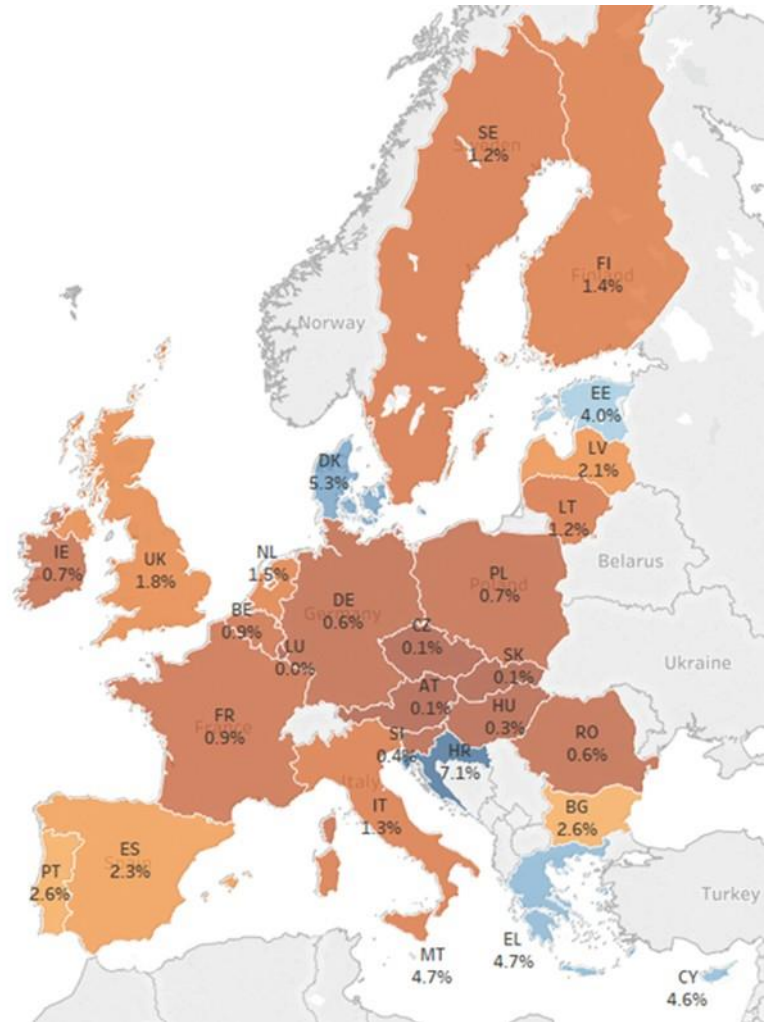


# SIZE OF THE EU BLUE ECONOMY



(2016)

- Turnover: EUR 566 billion;
- Gross value added Blue Economy: EUR 174.2 billion;
- Gross profit: EUR 95.1 billion;
- Gross profit margin: 16.8%;
- Employment: 3.48 million;
- Net investment: EUR 22.2 billion;
- Net investment to GVA: 29%;
- Average salaries: EUR 28.3 thousand.

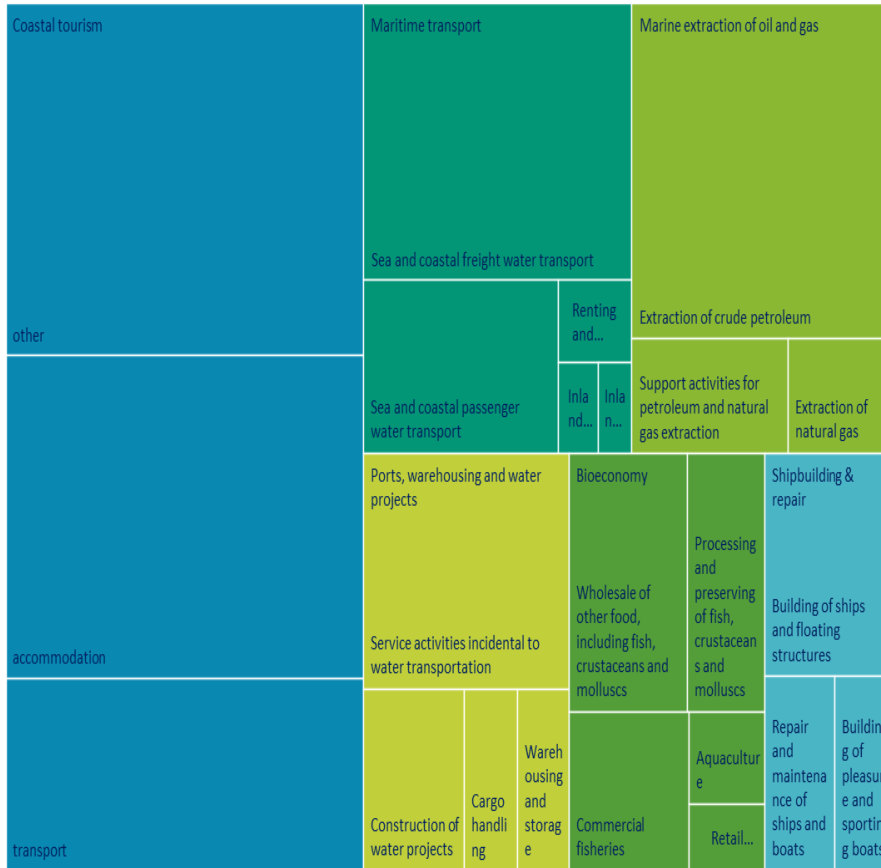


# SIZE OF THE EU BLUE ECONOMY

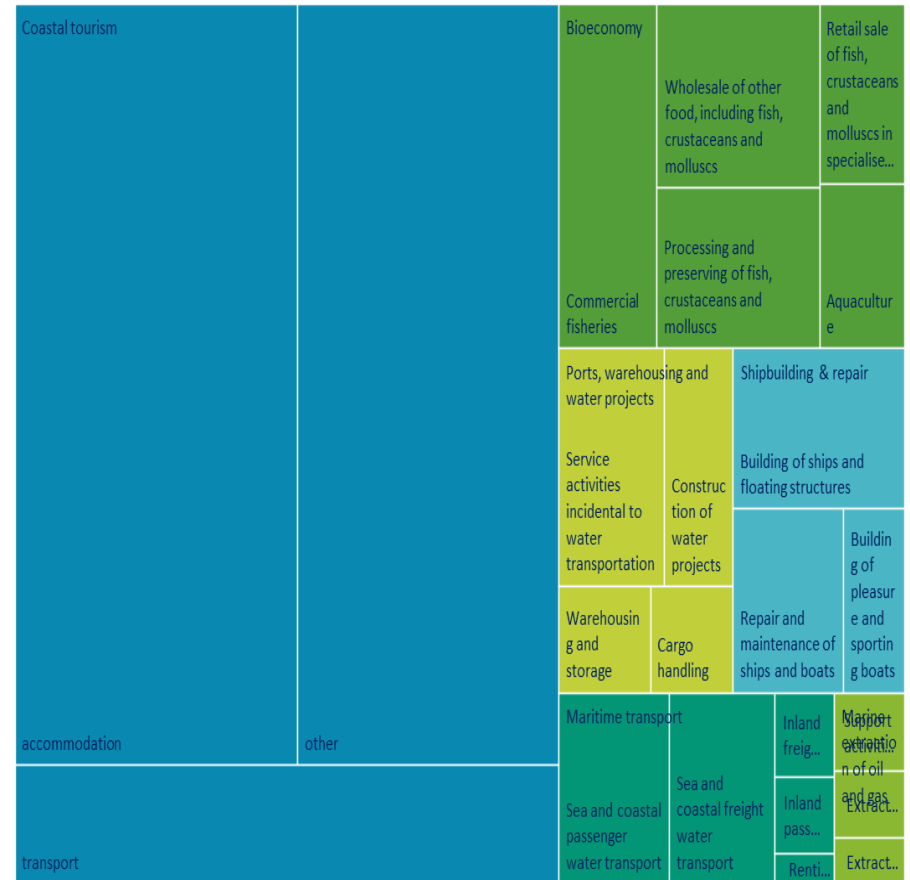


# by SUB-SECTOR

Blue Economy GVA 2016



Blue Economy Jobs 2016



- Bioeconomy
- Marine extraction of oil and gas
- Ports, warehousing and water projects
- Maritime transport
- Shipbuilding & repair
- Coastal tourism

# Trends

## ESTABLISHED SECTORS

Between 2009 & 2016  
**BLUE ECONOMY  
 HAS GROWN 9.7% (GVA)**

**+22%**  
 LIVING  
 RESOURCES

**+9%**  
 COASTAL TOURISM

**+12%**  
 PORTS

**+20%**  
 TRANSPORT

**+11%**  
 SHIP BUILDING

**-6%**  
 OIL & GAS

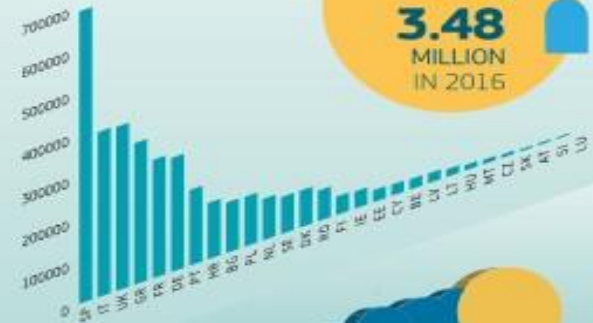
**BLUE ECONOMY  
 ESTABLISHED SECTORS**

**€174.2BN**  
 GROSS VALUE ADDED

## JOBS IN THE BLUE ECONOMY



**BLUE  
 ECONOMY  
 JOBS**  
**3.48**  
 MILLION  
 IN 2016



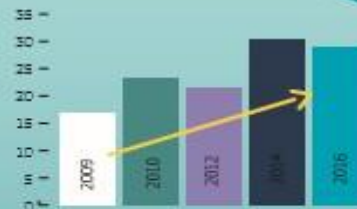
## BLUE ECONOMY WAGES (FTE)

Average wage  
 increased by

**+14.2%**



## INVESTMENT



**+72%**

Since 2014, the EU blue economy  
 has recorded **positive net investments**.



# Trends

**EMERGING SECTORS,**  
although small in size, are innovative  
and show **great growth and employment potential.**

## MARINE RENEWABLE ENERGY

The **OFFSHORE WIND SECTOR** has been **booming in jobs** since 2009

**160,000**  
JOBS IN 2016



**17.4 (GW)**  
CUMULATIVE CAPACITY  
INSTALLATION IN 2016



Cumulative wind capacities in the EU - taking into account both deactivated and newly installed wind capacities - have **steadily increased** since 2012.

THE **OCEAN ENERGY SECTOR** is also attracting increasingly more **investments**, especially from private corporate investors, and bringing in more jobs.



2007-2019

EU investment in the ocean energy sector



Private corporate investments

\*Data for 2016-2019 only includes public funding that has already been committed

## BLUE BIOTECHNOLOGY

Innovative sector using sea resources to develop solutions applicable to sectors as varied as food, health & wellbeing, conservation, or industry production and processes.



# Trends

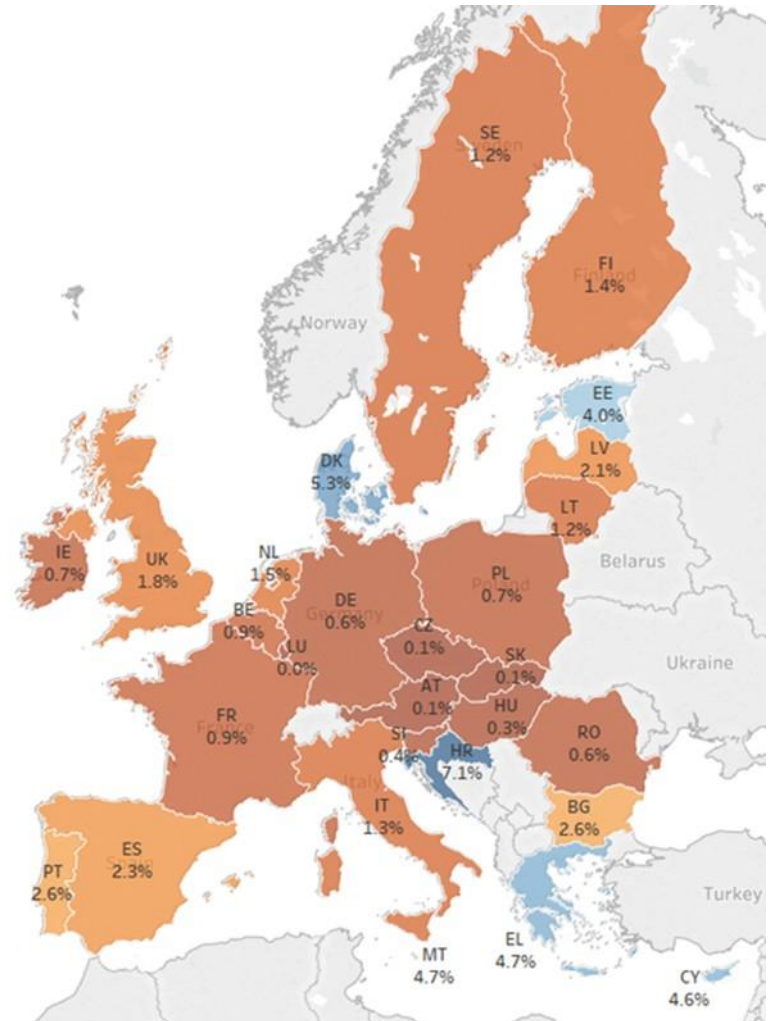


# SIZE OF THE SPANISH BLUE ECONOMY



(2016)

- Gross value added: EUR 23 billion;
- % of EU blue economy GVA: 13%;
- second largest contributor, after the UK;
- Dominated by coastal tourism: 77 % to blue economy jobs, 75.5 % to GVA and 84 % to overall profits in 2016;
- RS3: Blue Biotech; Aquaculture; Renewable Marine Energy; Fisheries; Tourism; Connectivity; Marine Infrastructure, etc.



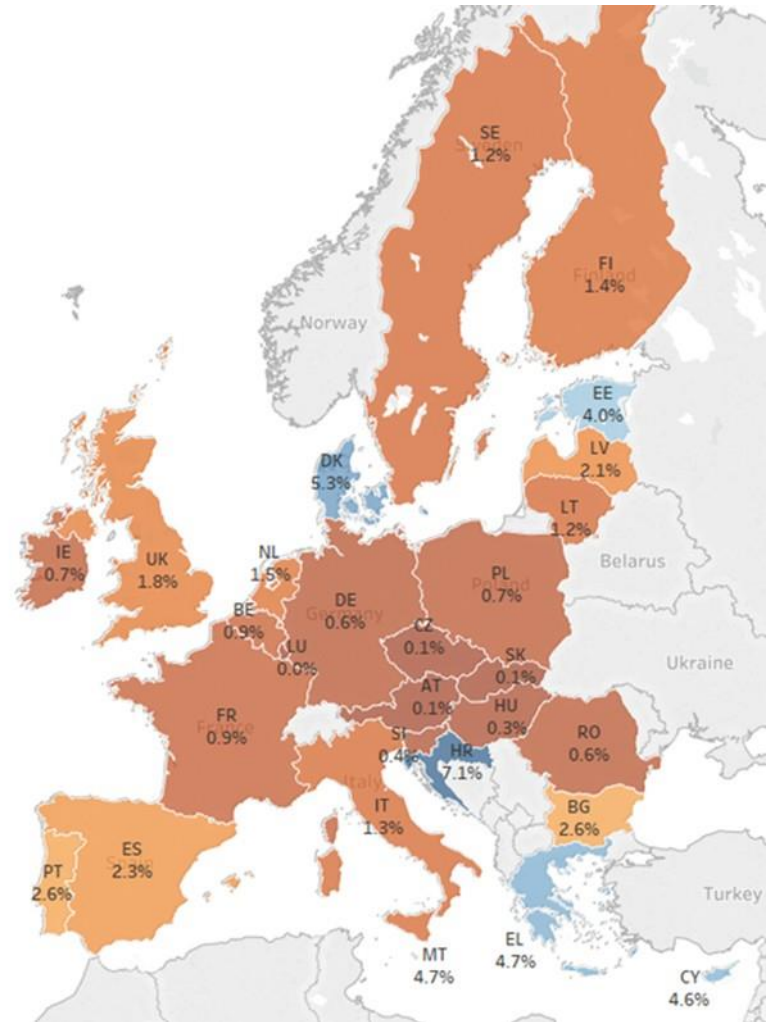


# SIZE OF THE SPANISH BLUE ECONOMY



# (2016)

- Gross value added: EUR 23 billion;
- % of EU blue economy GVA: 13%;
- second largest contributor, after the UK;
- Dominated by coastal tourism: 77 % to blue economy jobs, 75.5 % to GVA and 84 % to overall profits in 2016;
- RS3: Blue Biotech; Aquaculture; Renewable Marine Energy; Fisheries; Tourism; Connectivity; Marine Infrastructure, etc.



## Atlantic action plan

### Funding sources

- EU Funds
- Private Funds
- EIB
- National Funding
- ...

Priority 1: Promote entrepreneurship and innovation

Priority 2: Protect, secure and develop the potential of the Atlantic marine and coastal environment

Priority 3: Improve accessibility and connectivity

Priority 4: Create a socially inclusive and sustainable model of regional development

### Governance/ Atlantic Strategy Group

- Member States
- EU Commission
- Coastal regions (CPMR, AAC)

Atlantic Assistance Mechanism

*Next  
Conference:  
22.10 in Vigo*

### Stakeholders

- Research organisations
- Business Clusters
- Accelerators
- Civil Society
- National, Regional & Local Authorities
- ...

## **STRENGTHS**

**The AAP captures the overall needs and challenges of the Atlantic region well**

**The AAP reflects the diversity in the region and takes into account the strategies of most relevant actors**

**The AAP contributes to strengthening the Atlantic community of stakeholders**

## **SHORTCOMINGS**

**The objectives are too broad**

**The current governing mechanism needs to be strengthened.**

**Regional stakeholders are not sufficiently involved**



## Questions for discussion:

- **What could be done better jointly at transnational and cross-regional levels? Who are the key actors?**
- **How to widen the stakeholder community?**
- **How to ensure that your voice, the voice of those who implement the actions, is heard in the governance?**